

CHES November Monthly News 2009

Important Dates:

November 1st:
Daylight Savings Time, Remember to "Fall Back"

November 4-6th:
Individual & Sibling Pictures.

November 9th:
Speech & Hearing Testing (3 yrs. and older)

November 19th:
Family Feast 5:00 pm

November 26th & 27th: *School CLOSED for Thanksgiving*

December 17th:
Holiday Program 5:30 pm

December 18th:
Children's Holiday Parties

December 24th- January 1st: *School CLOSED for Winter Break*



Seeing Stars?

Not to worry– it is our theme for November which is Stars, Constellations, and Mythology! Look for star-shaped art, songs, lessons and snacks throughout the

Thanksgiving

The year has turned its circle,
The seasons come and go.
The harvest is all gathered in
And chilly north winds blow.

Orchards have shared their treasures,
The fields, their yellow grain.
So open wide the doorway-
Thanksgiving comes again!

~Author Unknown

Montessori at Home

Thanksgiving Artwork:

Fall Leaf Turkey



- Go outside and collect autumn leaves and a pinecone (this is LOADS of fun, especially if it requires a trip to a park!)
- Glue the leaves onto a piece of paper in a fan shape. Younger kids may have a smaller fan, but they'll still have lots of fun gluing!
- Glue the pinecone onto the bottom of the fan (use lots of glue)
- Make eyes from a scrap piece of paper and markers or use wiggly eyes. Glue them to the pinecone.
- Make an orange beak and a red wobbler from felt, construction paper or white paper and markers. Glue them onto the pinecone.
- Let dry and hang up!

Administrative News




Daylight Savings Time Ends

It's that time of year again! Our clocks went back one hour on November 1st. Children may be off schedule for a week, so please plan accordingly.



Fall Pictures TBA "Say CHES!"


School pictures will be taken by Loyd's Photography starting Wednesday, November 4th through Friday, November 6th. We will be taking individual and sibling pictures. The sibling photos will be taken on the same day with the class of the oldest sibling in the family. Please see your child's classroom for the schedule.



Hearing and Vision Screenings

We are having our yearly hearing and vision screenings for all children three years old and up on November 9th. The state requires that all children who are four years old and up be tested. You may choose to have your child tested at another facility or with your child's Pediatrician. If you choose to have your child tested somewhere else CHES will need a copy of the results.

Please see Ms. Teri or Ms. Swaroop if you have any questions.



Batter Up!

The Moms vs. Teachers softball game on Saturday, October 10th was a big hit! The Moms looked mighty fierce in their softball gear and the Teachers showed great team spirit while sporting matching outfits! The final score was Teachers-10 Moms-7. Thanks to all the teachers and parents that got down and dirty to show their support for our school! We are thrilled to announce that the softball game raised over \$1,600, which brings our playground fundraising total to roughly \$84,000. We are close to our goal but still have a ways to go. Your help has been greatly appreciated!

NUT FREE ZONE



Due to the high number of nut allergies at our school we have established our campus as a nut free zone. This means that our campus may not have any type of food or candy with nuts in them. Therefore, please keep this in mind when buying food, candy, ice-cream, and other types of goodies for the classrooms. We thank you for your support and cooperation.

CHES

Family Feast

On Thursday, November 19th, we invite our families to share in our "Family Feast". Join us to meet and mingle with families and teachers, as we eat yummy food. Sign-up sheets will be posted on classroom doors for families to share. Please note the following as you sign up:

- Provide foods that are cooked and ready to go.
- Prepare an amount that would feed a family of 6.
- Use disposable oven or microwave-safe containers.
- Select "kid friendly" foods (see the suggestions on each sign-up sheet).
- Have all items at school no later than 12:00 noon.
- Our Feast will begin at 5:00 pm. Pick your child/ children up in their classroom and join us in the Cloister (Treebeards) for the Feast.

Please park in the Cathedral garage located on San Jacinto, but also be prepared to find alternate parking in the event that the garage is full.

*If you will not be attending, please pick up your child/children by 5:00 pm.

Softball Game Pics!



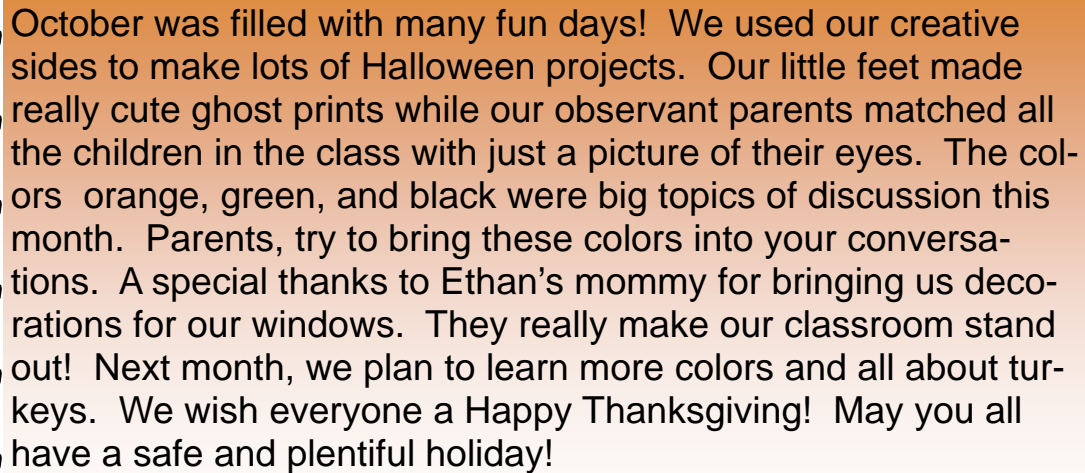
Nursery I

Nursery I welcomed Nina, Paige, and Jack to our classroom this month! We are so excited to see so many new, beautiful faces as we work to make each day a bright one for all of our children. Come see the love and care we put into making our little angels feel at home! We have been very busy getting to know each other as we sang songs about outer space. Learning new songs and finger plays about stars will take up much of the month of November. Also, look for "stars" to shine in our classroom as we spotlight each child! We might even do some star-themed art work! November is sure to be a star-studded month! Sadly, we say goodbye to our friends Amelia and Gregory but wish them much luck in their new classroom!

Nursery II

This month went by in a flash! Everyone learned and practiced gross motor development skills such as climbing, walking and even rolling around with a ball. Our veteran friends Jack, Alex, Brooke and Merrick were such experts at moving through our classroom that they had to move on to Movement I. Their bright smiles will be missed! Some of this month's exciting activities included coloring and painting for different art projects which helps stimulate our fine motor development. The "Creepy Crawlers" we made gave everyone a good fright! Look for more of these creative activities next month as we tackle the Milky Way!

Movement I



October was filled with many fun days! We used our creative sides to make lots of Halloween projects. Our little feet made really cute ghost prints while our observant parents matched all the children in the class with just a picture of their eyes. The colors orange, green, and black were big topics of discussion this month. Parents, try to bring these colors into your conversations. A special thanks to Ethan's mommy for bringing us decorations for our windows. They really make our classroom stand out! Next month, we plan to learn more colors and all about turkeys. We wish everyone a Happy Thanksgiving! May you all have a safe and plentiful holiday!

Movement II



We had a "blast" this month doing lots of art work! We made rocket ships for our countdown to a new playground and ghosts with our footprints to decorate our door for the Fall Festival! All of the children are doing a great job attending and participating in circle time and exploring our Montessori shelves. We are also doing wonderfully at mealtimes— washing our hands, staying in our seats until we are finished, using our spoons, and drinking from open cups. Next month's theme of stars will bring us lots of new and exciting activities to try out. Look for star-themed art and listen for new songs and finger plays as we explore stars and constellations!

Toddler I

During October, we were very busy talking about rockets *cohetes*; we even got to make our own space shuttle! We had a blast going in and out of it. We also talked about astronauts *astronautas*, bats *murcielagos*, ghosts *fantasmas*, pumpkins *calabazas*, and we are still learning many more words. Pretty soon our class will be bilingual, and the children know what that means! John says bilingual means we speak two words, meaning two languages. Our little ones are absorbing everything like little sponges. We are very proud of this group. Potty training is going great; please keep in mind the weather is changing, so let's keep appropriate clothing in our cubbies. New parents please feel free to schedule a conference with Ms. Patty. She would love to speak to you about your child's goals while in the Toddler I classroom. This month we will be saying "goodbye" to John, Christopher, and Julian- we wish them the best as they continue their "odyssey" to Toddler II.



Toddler II

Five little pumpkins sitting on a gate.



The first one said, "Oh my, it's getting late!"



The second one said, "There are witches in the air!"



The third one said, "We don't care!"



The fourth one said, "Let's run! Let's run!"



The fifth one said, "It's Halloween fun!"



Then "Whoooo" said the wind, and out went the light!

Then five little pumpkins rolled out of sight.



Primary

November will have us looking to the stars! Throughout this month, we will be discussing what constellations are and we'll even learn the names of a few. In order to bring out our creative sides, we will name our own stars and take a shot at theater as we act like stars too! Parents, look out for this art work that will be displayed around the classroom which will surely make the classroom shine! This month also brings with it the lovely tradition of Thanksgiving. So keeping with tradition, our class will get to study once again the first Thanksgiving, the Pilgrim voyage and the turkey. We'd like to invite our parents to sign-up as a guest reader for our class. So keep your eyes peeled for this sign-up sheet! Many thanks to all of our parents who make our job so much easier!

Kindergarten

During the month of October, we started 2 new activities (Mad Minutes & Homework) that will help your child be more successful in their future transitions outside of Cathedral House.

Homework will help teach responsibility, independence, confidence and good study habits.

Mad Minutes is a timed math drill that will help develop a good mathematical foundation with speed and accuracy. Mad Minutes is both challenging and motivating for the children. In other words, they respond with "YAY" when we pull out our Mad Minutes papers.

Be listening for talk about journals. The children will start journaling on a daily basis soon. Journaling will help further develop handwriting and spelling skills. It will also give them the tools to put their feelings into words.


For your convenience, information, questions, etc. can be emailed directly to Ms. Sherri at sherri.slomchinski@mmschools.org.

We're looking forward to seeing you November 19 at the Family Feast!


Reminders This Month



To help keep Immunization records up to date, parents can keep track of them by registering with IMMTRAC with your child's doctor's office. Please remember to update your school records by supplying us with your latest immunization records.



Please remember that we are in November which brings along with it cooler days. Be sure to check your child's drawers and cubbies for weather appropriate clothing!



Birthdays in November



Also celebrating this month:

Ms. Alma, Nov. 3rd
Ms. Michelle, Nov. 13th
Ms. Avelon, Nov. 13th
Ms. Dona, Nov. 26th
Ms. Karina, Nov. 30th

November 1st, Anthony, 5 years old
November 3rd, Braden, 2 years old
November 6th, Ryan, 3 years old
November 7th, Isabelle, 3 years old
November 9th, Georgia, 3 years old
November 18th, Sydney, 5 years old
November 20th, Jake, 2 years old
November 20th, Emily, 4 years old
November 23rd, Noah, 1 year old



Curriculum Corner: Raising a Thankful Child

Though it may be a while before you receive the gratitude you deserve for being a parent, here are some tips for instilling a spirit of thankfulness in your child along the way:

- Try to keep gifts reasonable— too many gifts can be overwhelming for a small child. The fewer the gifts, the more your child will appreciate them. Also, it can be tough for a child to learn gratitude if he receives everything he or she asks for.
- Show thankfulness! When your child cooperates, say “thank you” and let him or her know you appreciate their cooperation. Let your child see you say a meaningful “thank you” to those that lend a hand. Early toddlerhood is when most children are able to begin to understand the concept of thankfulness, though he or she will still need a lot of support from you.



- Participate in activities that allow you to “give back” and do things for others. Have your child choose toys that are no longer used to give to children in need, or have him or her help you bring old towels to an animal shelter. Giving back is a great way for young children to start to appreciate what they have.

Thanksgiving Recipe “Cinderella Punch”

Here is a simple recipe for parents to make with their children. Getting your child to help with some of the Thanksgiving preparation will help them understand the meaning of giving thanks.

- Mix equal parts of orange juice, pineapple juice, and ginger ale.
- Add desired amount of red food coloring for a pink color to punch or leave with natural colors. Kids especially love the fact that they can color the drink with food coloring!
- You can float the orange and lime slices and cherries in your punch or garnish glass with them.



Fall Festival Pics

